

GASLOW

Gas Systems for LPG



Gaslow Refillable Cylinders

Why struggle connecting, lifting and carrying heavy gas bottles and then pay 50% more for the gas than you have to?
BECAUSE YOU ALWAYS HAD TO!

Then when you travel to Europe and you run out of gas, it becomes a nightmare as you cannot exchange your empty cylinder for a full one....BECAUSE THAT'S THE WAY IT IS!

NOT ANY MORE....Fit a Gaslow refillable!

Available from and simply installed by your local dealer, you can just pull up at one of the thousands of Autogas Service Stations throughout the UK and Europe and fill up just like your car! If you have a twin cylinder system, not only will it fill up the empty but top up your nearly full one at the same time - you simply pay for what you use.

Try the system with one cylinder - using your standard cylinder with it. You can easily add a second Gaslow Refillable at any time as it needs no installation. When you come to replace your Van you have the simple option of taking the whole system with you!



Connecting To The Refillable Gas Supply

Autogas in the UK is Propane, however on the continent, a small amount of Butane is added. To use the gas, the valve which you connect to is the same screw type used on the Calor 4.5Kg Butane cylinder 21.8 LH.

For newer vans fitted with a 30mbar caravan regulator and using 7Kg Butane cylinders, simply remove the clip-on adapter. If using Propane, change the high pressure hose(s) to 01-6020-SS.

For pre-2004 systems

If you are already using Propane you can convert your existing regulator with a Propane Adapter and Gauge (01-4330) or change to a Direct Fill Regulator 01-4337. If you have a Propane changeover, simply change the high pressure hoses to 21.8LH.

For vans using Butane, you will need to change your regulator and fit one of the following:

Direct Fill Regulator 01-4337

Propane Manual Changeover 01-1650

Propane Auto Changeover 01-1655

Imported vans with German regulator connections will fit directly on to the refillable cylinder (washer required):

Gaslow Refillable Cylinders

Refillables.... ...are they cylinders or tanks?


The Gaslow view has always been they are cylinders and therefore they are manufactured to the cylinder standard EN1442:2006. The UK LPGA also took the same view and agreed with us that refillables are closer to a cylinder than a tank. The reason is - the only difference between a Gaslow and a standard cylinder is that ours have 2 valve holes. One is for the service valve which has the on/off tap and connects to the regulator and the other is for the filler valve which prevents filling over 80%. By doing this we have technically created a hybrid cylinder.

The French however, believe that refillables should be classified as tanks and that we should produce to the tank standard R67. This regulation applies to specific equipment of vehicles of category M and N1 using liquefied petroleum gases in their propulsion system. For this reason, we disagree, but to continue selling into the French market we have increased our range and developed a new cylinder:

.....INTRODUCING THE

GASLOW R67


- Multivalve with improved, mechanically accurate contents gauge.
- Excess flow valve prevents full flow of gas if the hose ruptures.
- Internal filter.
- Over pressure safety device.
- 10 year warranty (specified by the R67 standard).
- 11kg size tested and approved to R67 standard.



At last!....refilling is as easy as filling your car

With his Gaslow Refillable System installed, caravan journalist, Andrew Ditton discovers that refilling a gas cylinder is no more difficult than filling a car with petrol

With thanks to Caravan Magazine.
 May 2005



Photographs of Filling station by kind permission of Andrew Ditton and "The Caravan Magazine"

Gaslow Refillable Cylinders

Refillable Cylinders with level gauge

- 01-4006 6Kg cylinder
- 01-4006-2 6Kg cylinder 2

- 01-4011 11Kg cylinder
- 01-4011-2 11Kg cylinder 2



Specially designed to fit all caravans and motorhomes. European approved with a 15 year warranty on the complete system. For complete safety, the European Pi approved filler valves automatically shut off the gas when 80% capacity is reached - preventing dangerous overfilling.

6Kg cylinders carry 11.5 litres (80%). Height: 492 x 246mm diameter. Empty cylinder weight: 6.9Kg approx

11Kg cylinders carry 21 litres (80%). Height: 580 x 304mm diameter. Empty cylinder weight: 11.5Kg approx

Direct Fill Cylinders

- 01-4006-D 6Kg cylinder
- 01-4011-D 11Kg cylinder

Refillable Cylinders R67

- 01-4011-67 11Kg cylinder
- 01-4011-67-2 11Kg cylinder 2



Multi valve with mechanically accurate contents gauge. Excess flow valve prevents full flow of gas if the hose ruptures. Internal filter. Over pressure safety device.

11Kg cylinders carry 21 litres (80%). Height: 580 x 304mm diameter. Empty cylinder weight: 12.4Kg approx

Filling Kits

- 01-4100 1.5m Kit - WHITE
- 01-4150 1.5m Kit - BLACK



UK Autogas Bayonet Filling Kits in white or black finish together with screws for mounting on the side of your caravan or motorhome. Connection to the cylinder(s) is with the super safe rubber-free Stainless Steel flexible hose with 3/4" UNF connections.

- 01-4106 0.6m Kit - WHITE
- 01-4156 0.6m Kit - BLACK

Bracket for Filling Kit

- 01-4160 Bracket



IMPORTANT
Opening the locker door to fill up may cause some stations to refuse filling... particularly in FRANCE

This multi-positional bracket can be used to secure the Filling point either to the floor, roof or side walls of your cylinder locker. With a Bracket, consider using 01-4156 Filler Kit as the shorter hose is normally preferable. (see opposite page "twin 11Kg")

Connector Hose

- 01-4200 Connector Hose



2nd Cylinder 600mm Connector Hose. Turning a single cylinder system into a twin could not be easier. This 0.6m Stainless Steel hose with 3/4" UNF connections connects the Gaslow Cylinder 1 and Cylinder 2 together. When you go to fill up, both cylinders will be automatically filled.

90 degree Fill Adapter

- 01-4210 90 degree Fill Adapter



Used to prevent dangerous over-kinking of Filler hoses in restricted areas:
A. Height restriction on top of cylinder Number 2.
B. Limited clearance from the back of the Filler.

Adapters for Gaslow Fill Kits

- 01-4300 French/Italian Adapter
- 01-4310 Euro Adapter
- 01-4305 Spanish Adapter



This French/Italian adapter simply screws into your UK fill point.

This Euro adapter simply screws into your UK fill point.

This Spanish adapter simply screws into your UK fill point.




CYLINDER 1
The centre valve is for filling and has a single inlet which connects directly to the Filler kit or to Cylinder No 2.



CYLINDER 2
The centre valve is for filling and has a double inlet. The side inlet connects directly to the Filler kit and the top connects to Cylinder No 1.



The centre valve is for filling and has a single inlet which connects directly to the Filler kit or to Cylinder No 2.




Gaslow Filler with integral UK Bayonet connection with internal screw connection to take adapters.

Transfer Kits

- 01-4110 WHITE
- 01-4151 BLACK
- 01-4111 Blanking Cap



These transfer kits come without a hose and have been designed for customers wishing to transfer their existing Gaslow Refillable System to a new motorhome or caravan and leave the original filling point in place. The kits come with a blanking cap to go onto the old filler to prevent someone inadvertently trying to fill without a Gaslow cylinder connected.



Filler Caps

- 01-4101 Replacement Filler Cap - WHITE
- 01-4152 Replacement Filler Cap - BLACK



White Replacement Cap for Gaslow Bayonet filler.




Black Replacement Cap for Gaslow Bayonet filler

Propane Refillable Adapter Gauge

- 01-4330 Propane Refillable Adapter Gauge



This gauge is designed to convert all existing UK Propane gas connections to fit the Gaslow Refillable cylinder.



Refillable Propane Regulator

- 01-4337 37mbar Low Pressure Regulator




This low pressure regulator is designed to fit directly onto the Gaslow Refillable cylinder. Ideal to run Gas Barbecues, Patio Heaters and other appliances which need a standard 37mbar supply using the Refillable Cylinder.




Adapters for NON Gaslow Fill Kits

- 01-4350 UK Bayonet Adapter
- 01-4351 Euro to UK Bayonet Adapter



This UK Bayonet Adapter is NOT required on a Gaslow Filler Kit. It may be needed on some other types of Fillers.

Used on imported vans fitted with LPG tanks with Euro-type fillers (A). This adapter simply screws on to the filler and converts for UK filling (B)



Home or abroad and you can't get to a filling point... now you can use the local cylinders!

Screw the connection hose into your Gaslow Filler and now you can connect any 21.8LH UK or foreign cylinders or adapters... (see Page 8).

When in use, you will be drawing gas through one of your refillables.

IMPORTANT - This will NOT transfer the liquid gas to your refillable cylinder. When the added cylinder is empty - so is the refillable you're using.



Local Cylinder Connection Hose

- 01-4500 Local Cylinder Connection Hose. 1.5m



Take advantage of a range of Foreign adapters to access ALL European cylinders (page 8)

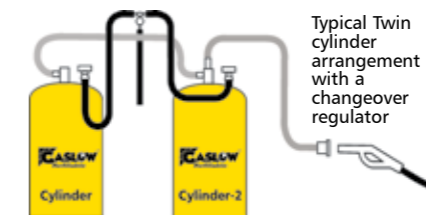
Jumbo Adapter on Spanish Cylinder



Example of typical system

Typical Twin 11Kg Refillable Cylinder system with Gaslow Automatic Changeover connected to the Truma 30mbar regulator

- 01-1755 Auto Changeover Head
- 01-6020-SS 2 x 0.75m Stainless Hoses
- 01-4200 2nd cylinder Connection Hose
- 01-4106 0.6m Hose Filling Kit - WHITE
- 01-4011-2 11Kg Cylinder 2
- 01-4011 11Kg Cylinder 1
- 01-4210 90 degree Adapter
- 01-4160 Mounting Bracket



Typical Twin cylinder arrangement with a changeover regulator



Don't forget these filling adapters when travelling abroad!



Gaslow Direct Fill Cylinder



Now we feel it's time to introduce a direct fill Gaslow cylinder

Gaslow is a name you can depend on with over 35 years experience in developing unique LPG gas systems. Since 2004, we have fitted many thousands of European approved fixed refillable cylinders.

Now - with more and more customer demand and in excess of 150 owner managed filling stations, we now feel the time is right.

Our New Direct Fill cylinder comes with a FREE regulator to easily connect to your Gas Barbecue or Patio Heater and a FREE Direct Fill Adaptor.



Regulator
01-4337

Direct Fill Adaptor
01-4400



Save 50% on gas costs

Important Filling advice.

Some people have been trying to fill non-refillable cylinders to save money. This is both illegal and very dangerous resulting in the major petrol companies deciding not to allow any portable cylinders to be filled on their forecourts. This is totally understandable, as they would have to educate all their forecourt staff to be able to identify what should or should not be filled, especially as they could also be held responsible for any overfilled cylinders. For this reason we have not promoted a direct-fill cylinder as you may be affected by this and refused filling. However, we have now contacted smaller owner-managed LPG filling stations who now understand that our system is perfectly safe to fill and are happy to support Gaslow customers. A list of which can be seen on www.gaslowdirect.com

If you want hassle-free filling anywhere... ...upgrade to a fixed cylinder installation

By fixing a permanent filler on the outside of your vehicle your Gaslow will then meet all the requirements of the UKLPG trade association directives so you will be able to fill up anywhere in the UK. Purchase a few filling adaptors and then you will be able to top-up just about anywhere in the world.



The lightweight Gaslow direct-fill cylinder comes with FREE regulator and gauge

Compare the Gaslow 6kg refillable to a 15 litre plastic refillable:

- It fits more cylinder lockers
- It is lighter at just 6.9Kg and nearly 3kgs lighter when full.
- The 15 year warranty gives an extra 5 years
- It has a contents gauge
- We include a FREE Propane regulator

...all this and we cost less!

Stainless Steel Regulator Hose

Remove the possibility of oily plasticiser residue from rubber hoses contaminating your regulator.

In October 2006, Calor released "Information Bulletin No 1" which gives advice on the problem of blockages sometimes occurring in Truma 30mbar Caravan Type regulators.

It suggests that the major cause is re-condensed gas extracting plasticisers from the high pressure rubber hose and depositing a resulting oily substance into the regulator preventing it from passing gas.

It, therefore, recommends the regulator inlet be mounted 75mm higher than the cylinder valve. But this can be very difficult and, in some cases, impossible without changing to smaller cylinders which means the gas costs more and obviously will not last as long.

It has also been suggested that switching off the gas at the cylinder when not in use would help - but this is not really practical.

Gaslow solves the problem completely by removing the cause - rubber hose - and replacing it with Flexible Stainless Steel. Now re-condensed gas can no longer extract any plasticiser.

This just leaves the slim chance of re-condensed gas physically draining back into the regulator as the bulletin suggests that swelling of the valve seats could occur if re-condensed gas falls under gravity from the hose back into the regulator (see Diagram A).



In most cases you will be able to configure your system similar to the installation pictures C, D and E, which prevents this situation occurring.

However, if your regulator is the same height or lower than the cylinder valves and it is difficult to raise the regulator inlet, you can easily prevent re-condensed gas draining back into the regulator by making sure the Stainless Steel hose is long enough to fall lower than the inlet before it connects to the regulator i.e. the hose is rising towards the regulator inlet (see dia. B).



When replacing a rubber hose with stainless steel on an existing system - always check for any contamination in the regulator prior to installation



Gaslow Stainless Steel hoses meet the requirements of The Boat Safety Scheme!

UK POL LH MALE (Propane)

21.8 LH FEMALE (Refillable and range of adaptors)

Advantages of Stainless Steel

- | STAINLESS STEEL HOSE | RUBBER HOSE |
|---|--|
| ● Built to EN10380 | ● Built to BS3212 |
| ● Should be changed every 20 years | ● Should be changed every 5 years |
| ● Welded end fittings | ● Crimped end fittings |
| ● Zero permeation therefore NO smelly hoses | ● Gas permeates rubber so hoses smell of gas |
| ● Extractable materials 0% | ● Permitted extractable materials 10% |



Flexible Stainless Steel inner eliminates plasticiser extraction which can cause regulator failure.



Picture shows a single 0.45m Stainless Steel hose.



Picture shows a Truma regulator upgraded to a manual changeover with a 01-1630 and using two propane 0.75 meter Stainless hoses. Note how the hoses cross preventing unnecessary kinking and twisting.



Picture shows a Truma regulator upgraded to an Auto changeover with a 01-1755 and using two propane 0.75 meter Stainless hoses. Note how the hoses cross preventing unnecessary kinking and twisting.

High Pressure Regulator Hoses

21.8 LH Rubber

- 01-6010 0.45 metre hose
- 01-6020 0.75 metre hose
- 01-6030 1.00 metre hose
- 01-6035 1.50 metre hose



Propane Easy-Fit Rubber

- The Easy-Fit may not fit some 3.9Kg cylinders as valve height may restrict the operation of the handwheel.
- 01-6045 0.45 metre hose
 - 01-6055 0.75 metre hose
 - 01-6070 1.50 metre hose



Propane Rubber

- 01-6040 0.45 metre hose
- 01-6050 0.75 metre hose
- 01-6060 1.00 metre hose
- 01-6065 1.50 metre hose



21.8 LH Stainless steel

- 01-6010-SS 0.45 metre hose
- 01-6020-SS 0.75 metre hose
- 01-6035-SS 1.50 metre hose
- 01-6036-SS 2.00 metre hose



Propane Easy-fit Stainless Steel

The Easy-Fit may not fit some 3.9Kg cylinders as valve height may restrict the operation of the handwheel.

- 01-6040-SS 0.45 metre hose
- 01-6050-SS 0.75 metre hose
- 01-6065-SS 1.50 metre hose



UK & Euro Adapters for 21.8 LH Hoses

Clip-On Adapter

- 01-1670 21mm Clip-On
- 01-1672 20mm Clip-On
- 01-1673 27mm Clip-On
- 01-1673-T 27mm Clip-On



1670 - 21mm Clip-On
Used to connect the Butane hose to 7kg and 15kg Calor Gas cylinders. Simply screw on to the standard Butane fitting.

1672 - 20mm Clip-On
For some UK distributors and also some 6Kg distributors in France - ELFI, MALICE, TWINY.

1673 - 27mm Clip-On
To fit BP Gaslite, Patio Gas and BBQ Gas cylinders in the UK. **NOT French "Le Cube" cylinders.**

1673-T - 27mm Clip-On
To fit BP Gaslite, Patio Gas and BBQ Gas cylinders in the UK. French "Le Cube" cylinders and some Portuguese types.



Camping Gas Adapter

- 01-1665 Camping Gas adapter



This is always a useful adapter as Camping Gas is available throughout Europe and this will allow you to connect the Butane hose or 01-1728 regulator to any of the Camping Gas cylinders.



Jumbo Adapter

- 01-1671 Jumbo Adapter



Used to connect the Butane hose to the Norwegian, Spanish, Portuguese and Southern Irish gas cylinders. Simply screw on to the standard 21.8LH fitting.




EasyFit Adapter

- 01-1674 EasyFit adapter



UK POL LH Male Adapter with EasyFit Wheel to convert 21.8LH hoses to fit UK Propane Cylinders. Also it can:

Convert German regulators to fit UK Propane cylinders.



NB. Washer (01-8030) MUST be used

Foreign Adapters

- 01-1674-1 Swedish/Belgian Adapter
- 01-1674-2 Dutch/German Adapter
- 01-1674-3 Greek/Italian Adapter

Simply screws on to your 21.8LH hose to fit Swedish/Belgian gas cylinders.

Simply screws on to your 21.8LH hose to fit Dutch/German gas cylinders.

Simply screws on to your 21.8LH hose to fit Greek/Italian gas cylinders.



USA/UK Adapter

- 01-1674-4 USA/UK Adapter



Converts an American QCC1 regulator to fit UK Propane cylinders.

Hose Extender

- 01-1675 Hose Extender



21.8LH Male to W20 Male adaptor. Can be used to join together and extend a Butane Type 21.8LH hose. It is also ideal for vans fitted with German regulators which connect directly onto the cylinder and wish to extend the connection to reach a remote or small cylinder.



Right Angle 21.8LH Adapter

- 01-1676 Right angle adapter



Fits directly on to the outlet of a Gaslow Refillable cylinder preventing dangerous over-stressing and kinking of Stainless Steel regulator hoses in restricted areas. It also fits all the above adapters.



(Shown here fitted to a Jumbo adapter)

21.8 LH Hose

Stainless steel or Rubber

The 21.8LH connection will fit directly onto the Calor 4.5Kg cylinder, the Gaslow Refillables, French cylinders with screw-on connectors and many more using the added range of adapters shown here.

Single LP Gas Systems

**Regulator failure...
....There's no warning and
the effects are devastating.**

Where can you find a replacement?
It's almost impossible at short notice!.. and then there's the cost!..
...and what stops it happening again?

We guarantee it won't happen!

GUARANTEED
against failure
with our
5 YEAR
warranty



Why take the risk? Replace it now
and guarantee that it won't happen to you.
Then you can keep your replaced regulator in your
locker... it may not have a warranty but it could help
someone else when they have a problem!



Low Level Indicator

The Gaslow Gauge gives visual warning of low gas levels when gas is being consumed by your appliances.



Green

No worries, gas supply adequate at current rate of use



Yellow

Early warning, keep an eye on your gas supply



Red

Gas almost empty and ready for changing

Gaslow Gauges - Single LP Gas System

Adapter Gauges

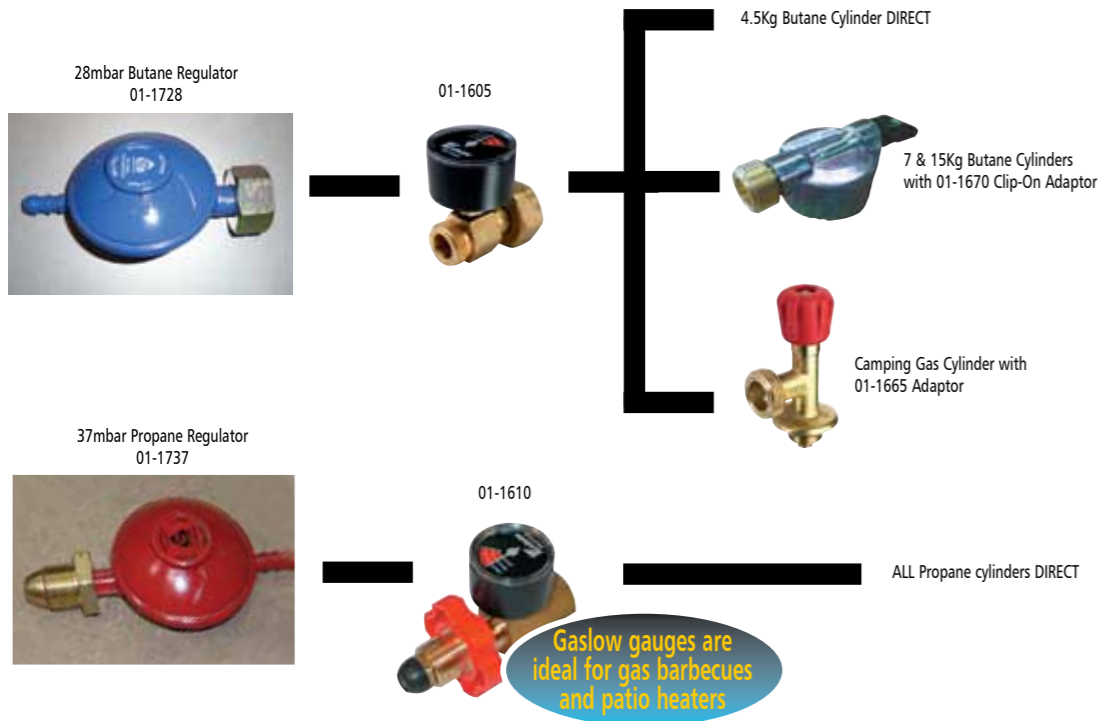
- 01-1605 21.8LH Adapter Gauge - Butane
- 01-1607 21.8LH Adapter Gauge - Propane
- 01-1610 Adapter Gauge - Propane



01-1605
Designed to fit all 4.5Kg cylinders and all other Gaslow Adapters. To connect, simply screw your regulator or hose into the back of the adapter and tighten with a spanner

01-1607
As above. Designed to fit Gaslow Refillables

01-1610
Designed to convert all existing Propane gas systems. Simply screw your regulator or hose into the back of the adapter and tighten the two together. You now have a low level indicator and leak detector with the added convenience of no longer needing a spanner when connecting to a cylinder.



W20 Regulator Gauge

- 01-1615 Regulator Gauge- Butane
- 01-1620 Regulator Gauge- Propane



A single hose adapter with either a Butane or Propane Gaslow Gauge fitted. This unit simply screws directly on to your 30mbar caravan regulator before your hose assembly.



Regulators - Marine

30 mbar Marine Regulators

- 01-3110 Butane with Gauge
- 01-3100 Butane



Low pressure regulator specifically designed for the harsh salt environment of sea going craft. to CE0036. It can also be fitted with a Gaslow so you can leak test the complete gas system and it will show when gas is running low.



- 01-3115 Stainless Steel Propane & Gauge
- 01-3105 Stainless Steel Propane



Low pressure regulator specifically designed in Stainless Steel for the harsh salt environment of sea going craft to CE0036. Designed to fit Propane Cylinders.



Low pressure nozzle

- 01-3111 low pressure nozzle



Simply screws onto the Marine regulator allowing you to use standard low pressure hose with a worm drive clip.



Wall mounted Regulators - Single LP Gas System

30mbar Caravan Regulator Gaslow 300 System

- 01-1775 30mbar System - 8mm copper
- 01-1785 30mbar System -10mm copper
- 01-1674 Easifit adaptor

GUARANTEED
against failure
with our
5 YEAR
warranty



The Gaslow 300 caravan regulator is a superior regulator which can work with both Butane and Propane gas. The system comprises a 30mbar regulator with 750mm Stainless Steel hose for Gaslow refillables and also an 01-1674 adaptor for propane. Includes a guaranteed FIVE YEAR WARRANTY



The Gaslow 300 can be upgraded to a twin manual changeover system (01-1630)



The Gaslow 300 can be upgraded to a twin automatic changeover system (01-1755)

30mbar Caravan Regulator

- 01-1700 30mbar Caravan Regulator



This caravan regulator is a two-stage regulator which can work with both Butane and Propane gas. It has built-in over-pressure protection and switching between different gas cylinders is achieved simply by changing the high pressure hose or adding a Gaslow adaptor on to the W20 inlet. It is manufactured to European standard 12867 which is now required for caravans and motorhomes built to EN1949.



Wall mounted Regulators - Single LP Gas System pre-2004

21.8LH Butane

- 01-1635B Reg with G3/8 Female outlet
- 01-1635B-1 Reg with LP Hose Outlet
- 01-1635B-2 Reg with 3/8" Compression Outlet
- 01-1635B-3 Reg with 5/16" Compression Outlet



Regulator and bracket to be mounted with a single high-pressure 0.45metre hose which connects to the cylinder. For marine use, the regulator must be connected directly to the copper piping using either the 3/8" or 5/16" compression fitting.

Propane

- 01-1650B Reg with G3/8 Female outlet
- 01-1650B-1 Reg with LP Hose Outlet
- 01-1650B-2 Reg with 3/8" Compression Outlet
- 01-1650B-3 Reg with 5/16" Compression Outlet

Butane Hose fits Calor 4.5Kg Cylinder -see adapters for other sizes.
Propane Hose fits all sizes of Propane Cylinder



Why you need a GASLOW Changeover!

Automatic Changeover

A twin cylinder automatic changeover system designed for ease of operation and peace of mind.

The changeover is operated with both gas cylinders turned ON, first drawing from the 'service' cylinder. When the gas levels run low, the sensing device automatically changes over to the reserve gas cylinder without interrupting the gas flow.

Once changeover has taken place, the indicator shows RED. The internal non-return valve then allows the empty cylinder to be disconnected without switching off your gas supply.

No more disconnecting or re-connecting of regulators and re-lighting of pilot burners - usually at the most inconvenient time.

Manual Changeover

The Gaslow changeover is a manual twin gas cylinder system providing an easy solution when connecting two gas cylinders together. It enables quick and easy changeover without the hassle of disconnecting the gas cylinders whilst providing all the benefits of the Gaslow gauge.

With both cylinders connected to the system, only one is turned on. When the Gaslow gauge warns of low gas levels, changeover is straightforward.

Simply turn ON the full cylinder and turn OFF the empty one.

The special non-return valve allows the empty gas cylinder to be removed without turning OFF the gas supply.

With a Gaslow - you are in control. You can now decide the most convenient time to change the cylinders.

No one likes changing a gas cylinder especially late at night or when it's raining.

So make it as easy as possible.

Fit a Gaslow Changeover.

Twin LP Gas Systems - for 30mbar caravan regulators

W20 Changeover Gauges

01-1625 Butane standard
01-1630 Propane standard



Designed to create a twin cylinder gas system for new caravans. This unit simply screws on to your 30mbar regulator and allows you to reconnect your existing hose and (with an additional hose) turn your system into a manual changeover with built in leak detection and low-level indicator.



01-1626 Butane Front
01-1631 Propane Front



These design configurations are for 30 mbar regulators which are not fitted upright in the middle of a gas locker but are fitted either sideways in the corner, e.g. the (01-1626) or other difficult configurations (01-1627). These special adapters allow you to connect both cylinders before setting off. With Propane this is very helpful as shorter hose lengths make connection difficult in the confined area of the locker.

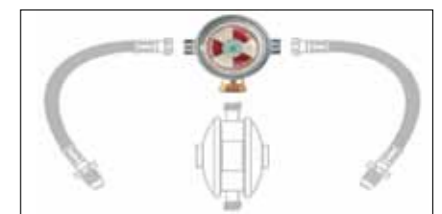


Auto Changeover Head

01-1755 Butane/Propane



Simply screw this changeover on to your 30mbar regulator and it works with both Butane and Propane. When gas levels run low, the sensing device automatically changes to the reserve cylinder without interrupting the gas flow. The non-return valve allows disconnection of the empty cylinder without disrupting the supply.



W20 Regulator Adapter (Rt angle)

01-1677 90° Regulator Adapter




Designed to bring the W20 connection on 30mbar regulators round 90 degrees to help installation of Gaslow upgrade systems and/or high pressure hose connections in confined spaces.



W20 Blanking Cap

01-1684 Blanking Cap



Designed to blank off a manual or automatic changeover if connecting only one cylinder



Remote Appliance Adapter

01-1678 Remote Appliance Adapter



Simply screws onto the W20 end of a high pressure hose allowing the cylinder to stay in the locker and run a remote propane appliance fitted with a standard propane regulator. e.g. a gas generator or barbecue.

Ideal for owners of Gaslow Refillables. It is recommended that you use 01-6036-SS Gaslow Stainless Steel hose assembly.



Propane Blanking Cap


01-1679 Propane Blanking Cap



Allows you to use a Manual or Automatic propane changeover with only one cylinder connected by blanking off the loose hose.



How to use the automatic changeover



Plastic pointer on Auto changeover points to the cylinder in use (Left). The indicator will show GREEN.




When the Left cylinder empties, the indicator will automatically show RED. This indicates that it has now changed to the spare cylinder.



To change the empty cylinder, rotate the plastic indicator to the cylinder in use.



The window will now change to GREEN. Now replace the empty cylinder and open the cylinder valve ready for use.



Plastic pointer on Auto changeover points to the cylinder in use (Right). The indicator will show GREEN.

Replacement Washers / Spanner

01-8010 Propane POL
 01-8025 21.8LH Butane
 01-8035 W20
 01-8030 Dutch/German



01-6999 Heavy Duty Spanner



Twin LP Gas Systems - pre 2004

Switch 2

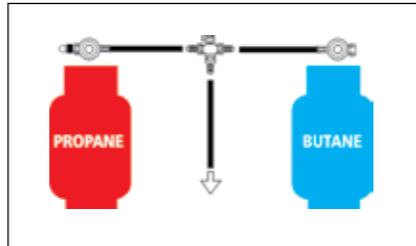
01-5050 Switch 2



For pre-2004 models, this is an alternative twin gas cylinder connection system which uses your existing regulators.

It is designed for the low-pressure side of your gas system after your regulators. The two supply inlets are controlled by a two-way tap and can use either type of LP gas - one side can be Propane, the other side Butane.

Switch-2 makes changeover easy and allows the empty cylinder to be removed without switching off the supply. It is supplied with 3 hose clips and is fitted with a mounting bracket.



Manual Changeovers

01-1645 Butane 28mbar
 01-1650 Propane 37mbar



Designed for twin cylinder Propane systems conforming to the original British Standard, it is a manual changeover regulator complete with an integral mounting bracket. Comes standard with a hose nozzle but optional 5/16" and 3/8" compression fittings are available.

High pressure hoses are available separately.



Auto Changeover 37mbar Propane

01-1655 + Low pressure nozzle
 01-1655-1 + 3/8" compression
 01-1655-2 + 5/16" compression



Designed for twin cylinder Propane systems conforming to the original British Standard, it is an automatic changeover regulator complete with an integral mounting bracket. Comes standard with a hose nozzle but optional 5/16" and 3/8" compression fittings are available.

High pressure hoses are available separately.



Auto Changeovers - 30mbar

01-1655-ENR Propane 30mbar



Designed to EN12864 for new caravans and motorhomes and for imported vans which need a 30mbar regulator. High pressure hoses are available separately.

One of a range of 4 optional outlets need to be specified.

01-1680 Low pressure nozzle
 01-1681 1/4" left-hand German Fitting
 01-1682 8mm Compression Fitting
 01-1683 10mm Compression Fitting



Auto Changeovers- 50mbar

01-1755-50 Propane
 01-1750 50mbar Propane Reg



Designed for older caravans and motorhomes imported from the continent which need a 50mbar regulator and would like to have the benefits of an automatic changeover. High pressure hoses are available separately.



Examples of 30mbar Regulator upgrades

Due to space restrictions, some manufacturers fit the 30mbar regulators in positions that make it slightly more complicated to upgrade and below are three typical examples with their options.

The Basic Installation

The majority of 30mbar regulators are positioned centrally in the locker making an upgrade straightforward.



Truma Regulator already supplied with a 90 degree elbow fitted close to a reinforcing strut on the left



Truma Regulator already supplied with a 90 degree elbow fitted on its side close to a reinforcing strut



Typical configuration with Regulator in top right and inlet facing you.

Option 1
 Fit a 01-1631 and have both cylinders connected

Option 1
 Fit a 01-1630 and have both cylinders connected

Option 1
 Fit a 01-1631 and have both cylinders connected



Option 2
 Loosen and rotate the pre fitted elbow 30 degrees - Fit an 01-1755 automatic changeover head. Notice we have used a 01-1677 on the right outlet due to the restriction of the back wall



Option 2
 Fit an 01-1755 automatic changeover head.



Option 2
 Fit an 01-1755 automatic changeover head using a 01-1677 right angled adaptor. Height has been lowered so use Stainless Steel 01-6050SS.



GASLOW
Gas Systems for LPG

Gaslow International Ltd
Castle Business Park
Pavilion Way
Loughborough
Leicestershire LE11 5GW
Tel: 0845 4000 600
email: sales@gaslow.co.uk
web: www.gaslowdirect.com

USA Patent No 5780711
Italian Patent No 32246/BE/2003
UK Patent No 2301895
European Application 2187155
Regd design GB2038217 and GB2038218
Publication Date: Nov 2013

We reserve the right to change specifications without notice.